

FEATURES特点

- UL safety approval. UL 安全认证.
- 30Amp, small Tab Terminal Type power relay.
30安培, 小型 Tab 端子的功率继电器.
- High Insulation current 65A. 高绝缘电流为 65A.
- Surge strength: 4,000 VAC. 突波耐力为 4,000 VAC.
- 1 Form A (SPST-NO) contact.
1组常开(单刀单掷-常开)接点形式.
- Nominal power 1,200mW. 正常功耗为 1,200毫瓦特
- Operating power 680mW. 动作功耗为 680毫瓦特
- Tab Terminal. Tab型端子.
- Printed Circuit Coil Terminals Type Available.
提供电路板端子供选择.
- Small package - Meet High Density Mounting Requirement.
小外型适用密集排列零件的电路板设计需求.



UL FILE NO.: E169563

CONTACT RATING 接点参数

Contact Form接点形式	1A SPST-NO
Max. Switching Power最大切换功率	7500VA 840W
Max. Switching Voltage最大切换电压	250VAC 28VDC
Max. Switching Current最大切换电流	30A
Min. Switching Current/Voltage最小切换电流/电压	100mA 5VDC
Rating Load(Resistive)额定负载(阻性)	30A/250VAC, 30A/28VDC
Contact Material 接点材质	Ag Alloy银合金

CHARACTERISTICS 性能参数

Electrical Life 电气寿命	1 × 10 ⁵	
Mechanical Life机械寿命	1 × 10 ⁶	
Insulation Resistance绝缘阻抗	Min. 1000MΩ 500VDC	
Contact Resistance(Initial)接触电阻	≤ 100mΩ (6VDC 1A)	
Operate Time 动作时间	≤ 10ms	
Release Time 开放时间	≤ 8ms	
Initial Dielectric Strength 耐压	between open contacts开放接点间: 50/60Hz 1200VAC 1min. between contacts and coil 线圈接点间: 50/60Hz 4000VAC 1min.	
Vibration Resistance 耐振动	Malfuction: 误动作:	10 ~ 55Hz Double Amplitude双振幅 1.5mm
	Damage limits: 耐久:	10 ~ 55Hz Double Amplitude双振幅 1.5mm
Shock Resistance 耐冲击	Malfuction: 误动作:	10G
	Damage limits: 耐久:	100G
Ambient Temperature环境温度	-40°C ~ +85°C (No freezing 无结冰)	
Relative Humidity相对湿度	85% at 40°C	
Unit Weight单位重量	约Approx. 55g	

ORDERING INFORMATION 型号代码说明

949- 1A - 6 D P 1 2 3 4 5	
1. Model Number型号 2. Contact Arrangement接点形式 1A = 1 Form A 1 组常开 3. Coil Voltage线圈电压 6、12、18、24、48VDC	4. Coil Type线圈形式 D=DC直流 5. Terminal Arrangement端子形式 Nil= General Type (Top Tab Terminal) 普通型(上端Tab端子) P = Top Tab Terminal(Bottom P.C.B Terminal) 顶部为Tab端子(底部为电路板端子型)

COIL RATINGS (at 20°C) 线圈额定值 (在20°C)

COIL TYPE 线圈形式	Coil Nominal Voltage 线圈额定电压 (V)	Coil Resistance 线圈阻抗 ($\Omega \pm 10\%$)	Pick-Up Voltage 动作电压(V) (Max)	Drop-Out Voltage 开放电压(V) (Min)	Nominal Current 额定电流 (mA)
DC Standard Coils 直流标准线圈 (abt. 1.2W)	6	30	4.5	0.6	200
	12	120	9	1.2	100
	18	270	13.5	1.8	66.7
	24	480	18	2.4	50
	48	1920	36	4.8	25

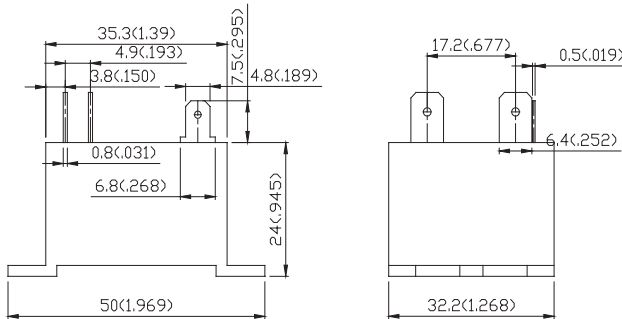
* Max Continuous Voltage at 20°C: 130% of Coil Normal Voltage.
 最大使用电压在20°C:线圈额定电压的130%

OUTLINE DIMENSIONS 外部尺寸

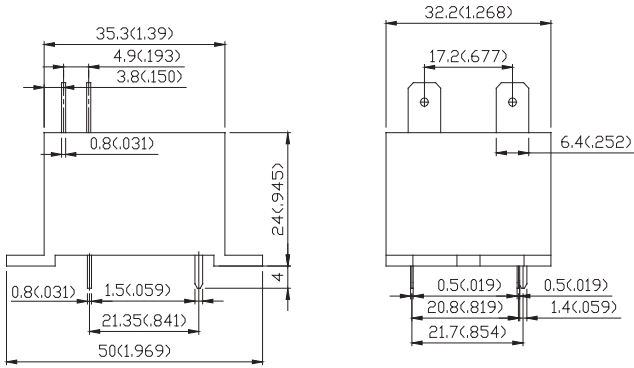
UNIT: mm(inch) 单位: 毫米(英寸)

Dimensions尺寸

General Type普通型



P Type P 型



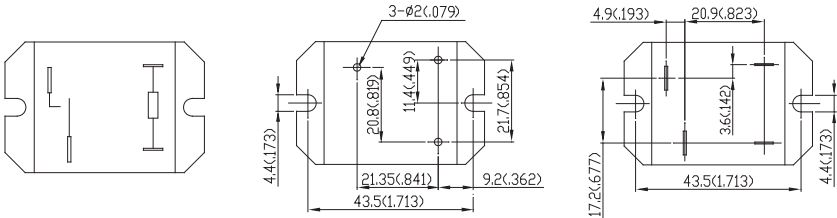
Internal Connections 接线图

(Top View 顶部图)

Drilling Plan 孔位图

(Bottom View 底视图)

(Top View 顶部图)



P Type P 型

General Type 普通型

REMARK: Dimensions $\leq 5\text{mm} \pm 0.2\text{mm}$, $> 5\text{mm} \pm 0.3\text{mm}$, the tolerance of PCB thru hole: $+0.2\text{mm}$
 备注: 尺寸公差 $\leq 5\text{mm} \pm 0.2\text{mm}$, $> 5\text{mm} \pm 0.3\text{mm}$, 印刷电路板孔 $+0.2\text{mm}$

949 Reference Data 参考资料

