

FEATURES特点

- Surge current up to 250A. 突波电流可达250安培.
- Nominal power 930mW. 正常功率930毫瓦特
- Operating power 520mW. 动作功率520毫瓦特.
- Both PCB terminal & Quick Connect Terminal for contacts.
有电路板端子及快接端子供双面安装连接
- UL class F (155°C) coil insulation type available.
可提供UL F级 (155°C) 线圈绝缘



用途：汽车、机床电器、电子设备、
空调和各种家用电器。

CONTACT RATING 接点参数

Contact Form接点形式	1A SPST-NO	1C SPDT
Max. Switching Power最大切换功率	1680W	
Max. Switching Voltage最大切换电压	24VDC	
Max. Switching Current最大切换电流	70A	
Min. Switching Current/Voltage 最小切换电流/电压	100mA 5VDC	
Inrush Current突波电流	250A	
Rating Load(Resistive)额定负载(阻性)	70A/24VDC	
Contact Material接点材质	Ag Alloy银合金	

CHARACTERISTICS 性能参数

Electrical Life 电气寿命	1 × 10 ⁵	
Mechanical Life机械寿命	1 × 10 ⁷	
Insulation Resistance绝缘阻抗	Min. 500MΩ 500VDC	
Contact Resistance(Initial)接触电阻	≤ 100mΩ (6VDC 1A)	
Operate Time 动作时间	≤ 15ms	
Release Time 开放时间	≤ 10ms	
Initial Dielectric Strength 耐压	between open contacts开放接点间: 50/60Hz 1500VAC 1min. between contacts and coil接点与线圈间: 50/60Hz 2500VAC 1min.	
Vibration Resistance 耐振动	Malfuction: 误动作:	10 ~ 55Hz Double Amplitude双振幅 1.5mm
	Damage limits: 耐久:	10 ~ 55Hz Double Amplitude 双振幅 1.5mm
Shock Resistance 耐冲击	Malfuction: 误动作:	10G
	Damage limits: 耐久:	100G
Ambient Temperature环境温度	-40°C ~ +85°C (No freezing 无结冰)	
Relative Humidity相对湿度	85% at 40°C	
Unit Weight单位重量	约Approx. 28g	

ORDERING INFORMATION 型号代码说明

953-1C-12 D BH-F 1 2 3 4 5 6	
1. Model Number 型号 2. Contact Arrangement 接点形式 1A = 1 Form A 1组常开 1C = 1 Form C 1组转换 3. Coil Voltage 线圈电压 12V, 24V 4. Coil Type 线圈形式 D=DC 直流	5. Enclosure Type 周围连接形式 BH= Double Connect II Type and High Rating 双面连接II型及高负载 6. Type of Insulation 绝缘等级 Nil = Class A F = Class F

COIL RATINGS (at 20°C) 线圈额定值 (在20°C)

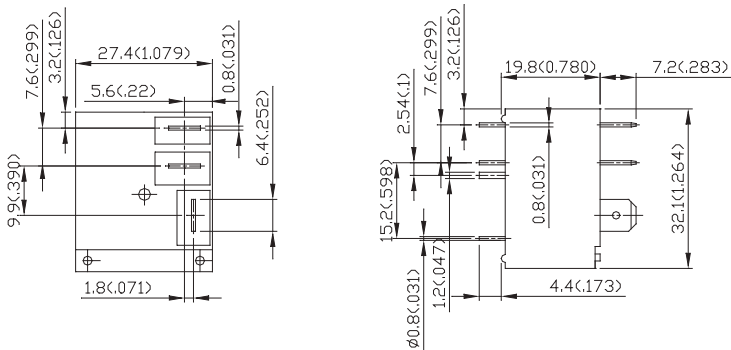
COIL TYPE 线圈形式	Coil Nominal Voltage 线圈额定电压 (V)	Coil Resistance 线圈阻抗 ($\Omega \pm 10\%$)	Pick-Up Voltage 动作电压(V) (Max)	Drop-Out Voltage 开放电压(V) (Min)	Nominal Current 额定电流 (mA)
DC Standard Coils 直流标准线圈 (abt. 0.93W)	12	155	9	1.2	77
	24	660	18	2.4	36

* Max Continuous Voltage at 20°C: 110% of Coil Nominal Voltage.
 最大使用电压在20°C:线圈额定电压的110%.

OUTLINE DIMENSIONS 外部尺寸

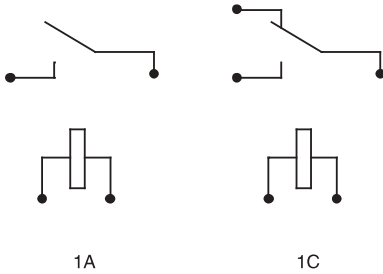
UNIT: mm(inch) 单位: 毫米(英寸)

Dimensions尺寸

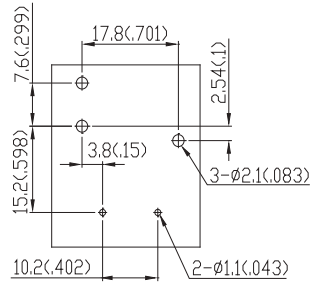


REMARK: Dimensions $\leq 5\text{mm} \pm 0.2\text{mm}$, $> 5\text{mm} \pm 0.3\text{mm}$, the tolerance of PCB thru hole: $+0.2\text{mm}$
 备注: 尺寸公差 $\leq 5\text{mm} \pm 0.2\text{mm}$, $> 5\text{mm} \pm 0.3\text{mm}$, 印刷电路板孔 $+0.2\text{mm}$

Internal Connections 接线图
(Bottom View 底视图)



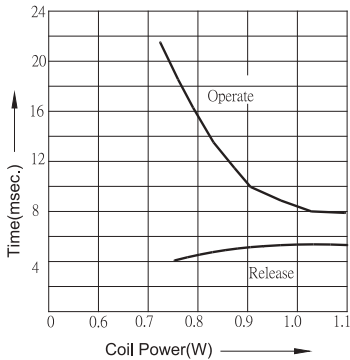
Drilling Plan 孔位图
(Bottom View 底视图)



REMARK: Dimensions $\leq 5\text{mm} \pm 0.2\text{mm}$, $> 5\text{mm} \pm 0.3\text{mm}$, the tolerance of PCB thru hole: $+0.2\text{mm}$
备注: 尺寸公差 $\leq 5\text{mm} \pm 0.2\text{mm}$, $> 5\text{mm} \pm 0.3\text{mm}$, 印刷电路板孔 $+0.2\text{mm}$

953BH Reference Data 参考资料

Timing



Life Curves

